



***Raising awareness in online-
safety session for
Parents and Carers
12th October 2018***

Jessica Raine Computing Subject leader





online- safety Session




Aims of the session


Look at how children are using technology and how it fits into the computing curriculum.

To find out what online safety is and what issues we face.

To discover what Corvus does to combat e-safety issues.



Promote the positive



Respond to the negative



What is Computing?



<https://www.computingatschool.org.uk/data/uploads/CASPrimaryComputing.pdf>



Why are we here?



- Technology is changing every day.
- The online world is increasingly integrated into our daily lives.
- As little as 10 years ago the internet was not integrated in this way and there would have been no need for a session such as this.

Why do we and our young people use ICT?

CEOP
Child Exploitation and Online Protection Centre

**THINK
U
KNOW**
.co.uk

**A key skill
for life**

**Used to
gather a wide
and flexible
range of
information**

**Accessed
anywhere
anytime**

**Motivational
and fun**

**Raise
standards**

**Easy to
communicate
with friends
and family**



Websites



- Which sites do you regularly visit online?





Websites



- Which sites do your children use online?





The online world



- Children are natives in the online world, most are unaware of life without:
 - Iphones
 - Games consoles
 - Google
 - Emails
 - Facebook
- They feel confident using new sites and technologies, moving from site to site with ease.



Statistics



- 93% of children use a computer and phone
- There are over 750 million registered users of Facebook.
- 50% of users login on any given day.
- Average person has 130 friends
- There are over 88 billion searches on Google each month
- 19 Billion Twitter searches each month
- The number of text messages sent every day exceeds the total population of the planet



Statistic:

Are you one of the 28% of parents who use the internet and describe themselves as beginners? Only 7% of children describe themselves as beginners .

93% of all 5-15 year olds used the internet in 2013. This breaks down by age as: 82%, 5-7 year olds and 96% 8-11 year olds and 99% 12-15 year olds!

They are digital experts, we are digital beginners!



Try this test:



Uv d ryt 2 feel safe ll d tym, includN wen UzN ICT
or yr mob ph yolo

Kip yr pRsNL dts pvt. Don't shO pix ov u. F? or
kin w/o chekin 1st W an XXX



Translation



- Uv d ryt 2 feel safe ll d tym, includN wen UzN ICT or yr mob ph yolo
- You've the right to feel safe all the time, including when using ICT or your mobile phone. You only live once.
- Kip yr pRsNL dts pvt. Don't shO pix ov u. F? or kin w/o chekin 1st W an XXX
- Keep your personal data private. Don't show pictures you or family without checking first.



What exactly is online Safety?

Online Safety is:

Teaching our children the safe and responsible use of ALL technology



What can go wrong?



What things worry you about your child being online?



Summing up the risks:



- Content – Internet use: Inappropriate/unreliable/plagiarism i.e. safety of children’s minds
- Commerce - scams, phishing, downloads which steal information– even on ‘educational websites’
- Contact - via interactive technologies –DS multiplayer games, Fronter
- Culture – blogging, social networking ...cyber - bullying,



Safeguarding our pupils is key:



Ofsted says :

A good school ‘integrates issues about safety and safeguarding into the curriculum so that pupils have a strong understanding of how to keep themselves safe.’



Corvus approach:



Policy, practise and Curriculum

AUP (Acceptable Use Policy)

Stay safe week

SID (Safer Internet Day)

Monitoring Hardware/software

EYFS and Key Stage 1

Think then Click

These rules help us to stay safe on the Internet



We only use the internet when an adult is with us

We can click on the buttons or links when we know what they do.



We can search the Internet with an adult.

We always ask if we get lost on the Internet.



We can send and open emails together.

We can write polite and friendly emails to people that we know.





Key stage two



Key Stage 2

Think then Click

e-Safety Rules for Key Stage 2

- We ask permission before using the Internet.
- We only use websites that an adult has chosen.
- We tell an adult if we see anything we are uncomfortable with.
- We immediately close any webpage we not sure about.
- We only e-mail people an adult has approved.
- We send e-mails that are polite and friendly.
- We never give out personal information or passwords.
- We never arrange to meet anyone we don't know.
- We do not open e-mails sent by anyone we don't know.
- We do not use Internet chat rooms.

😊 Practical principles

Talk with, NOT at your children.

Agree family guidelines and rules.

Discuss regularly online safety.

😊 Infrastructure Virus and firewall software up to-date, Browser 'safe search' enabled.

😊 Education Learn together about new technologies and enjoy! Reflect together about new technologies, pros and cons



Systems

Keep webcams in family rooms Monitor time spent on the internet View the 'History' or purchase filtering software.

Have proportionate responses to problems. Your child will not tell you about a problem if they feel their access to the technologies will be restricted.



Managing Risks: CEOP



- Has anyone here heard of CEOP before?
- CEOP (The Child Exploitation and Online Protection Centre) is the UK national lead agency for the protection of children online.



www.ceop.police.uk
www.facebook.com/ceop



CEOP



- Set up in April 2006, CEOP have been working hard to protect children from harm.
- By April 2011 they had arrested over 1,164 sex offenders.
- CEOP have developed the 'CLICK CEOP' button which allow children and adults to report inappropriate interactions and contact directly to CEOP.
- To download this button onto your browser toolbar go to:
- <http://www.ceop.police.uk/Browser-Safety/>



www.ceop.police.uk
www.facebook.com/ceop



Click CEOP Safety Centre



If you click this button you will be taken to the safety centre:

CEOP Home - Safety Centre -

Get help if you are...

5-7 8-10 11-16 A Parent or Carer

Working with children

Other sources of help and advice

CEOP is a member of UKCCIS

Need immediate help?

Do you need immediate help or have a real emergency? If so call 999 or contact your local police here:

[In England or Wales](#)
[In Northern Ireland](#)
[In Scotland](#)

When should I report to CEOP?

We help children stay safe online. Has someone acted inappropriately towards you online, or to a child or young person you know? It may be sexual chat, being asked to do something that makes you feel uncomfortable or someone being insistent on meeting up. You can report it to us below.

[Make a CEOP report](#)

Other people who can help

For advice and to seek help on a range of issues, from hacking to cyberbullying, [click here](#).



Thinkuknow



- CEOP have created their own education program: Thinkuknow (viewed over 8 million times).

<http://https://www.thinkuknow.co.uk//>


- Through this program, CEOP create engaging films and materials which can be used to educate and empower children to protect themselves in the online world.




CEOP Thinkuknow Resources



5-7



8-10



11-16



SEN



www.thinkuknow.co.uk
www.youtube.co.uk/ceop

Email:
Password: [Sign In](#)
[Forgot Password?](#) | [Register](#)



Home
FAQ
Internet Safety Tips
Supporting Safe Use
Quiz Answers
Further Support
Where's KLAUS?



Click Clever. Click Safe
Click CEOP Internet Explorer 8 browser
Customise your browser with CEOP tools
[More info](#)

Enhanced with
 Windows Internet Explorer 8
Free Download

Welcome to CEOP's ThinkUknow parents section!

CEOP has launched a new 10 minute drama called 'Exposed' primarily aimed at 14 to 18 year olds.

'Exposed' deals with the subjects of sexting and cyberbullying, issues that teenagers commonly face. [Click here](#) to see our guidance for young people on this area and the film. We encourage you to use this new film, and other Thinkuknow resources, as an opportunity to talk to your children about what they do online.

The internet is such an integral part of children's lives these days. It opens up so many educational and social opportunities, giving them access to, quite literally, a world of information and experiences.

Whether on a computer at school, a laptop at home, a games console or mobile phone, children and young people are increasingly accessing the internet whenever they can and wherever they are.

As you would protect your child in the real world, you will want to make sure that they are safe whatever they are doing. Like learning to cross the road, online safety skills are skills for life. If your child understands the risks and can make sensible and informed choices online, they can get the most from the internet and stay safe whilst doing so – particularly from those people who might seek them out to harm them.



www.thinkuknow.co.uk/parents



NSPCC website



Website is great for support, especially the Net aware section.

You can look at apps and find out if they are suitable for your children to use.

<https://>

www.net-aware.org.uk



VLE — Virtual Learning Environment



Pupil code of Conduct for Accessing our VLE at School and at Home

I understand and agree that:

The school owns the VLE and can set rules for its use both inside and out of school hours, and indeed inside and outside the physical school buildings.

I will seek an appropriate adult's permission before accessing the internet, and only access it under appropriate supervision.

Access to the VLE is password controlled. I agree not to share my password with any other person, including brothers and sisters! If I think someone else knows my password I will ask my teacher to change it for me.

I will use the VLE purely for school, always complying with the rules and ethos of the school.

When using the VLE, I will always show respect for the school, others and myself. I will not post anything that could hurt or offend. I understand that sending unkind messages could be seen as bullying.

I will not share any personal information about myself; this includes my address telephone number private email address social media accounts or